



dance music theater

Performances

UNIVERSITY OF CALIFORNIA, BERKELEY

2008-2009 Season

SchoolTime Study Guide



National Acrobats of China

Tuesday, January 20, 2009 at 11 a.m.

Zellerbach Hall, University of California, Berkeley

Welcome to *SchoolTime*!

On Tuesday, January 20, at 11:00am, your class will attend a performance of the National Acrobats of China.

During the *SchoolTime* performance, the National Acrobats of China will astound the audience with their mastery of this 2,000-year-old art form. Gymnasts, contortionists, tumblers and jugglers will spin plates, perform balancing and aerial acts, create a bicycle pagoda and juggle everything from balls to umbrellas with their hands, feet and entire bodies.

Using This Study Guide

This study guide will help engage your students with the performance and enrich their field trip to Zellerbach Hall. Before coming to the performance, we encourage you to:

- Make copies of the Student Resource Sheet on pages 2 -3 and pass them out to your students several days before the show.
- Share the information on page 4 About the Performance & the Artists with your students.
- Read to your students from the History of Chinese Acrobats (pages 8-10) and Facts about China (page 11) sections
- Have your students participate in two or more of the activities on pages 13-15
- Reflect about the performance with your students by asking them guiding questions on pages 4, 5 and 8.
- Use the glossary and resource sections on pages 16 & 15 to immerse students even further in the art form.

At The Performance

Your students can actively participate during the performance by:

- **OBSERVING** how the performers use their bodies when working alone or in groups
- **MARVELING** at the skill & technique demonstrated by the performers
- **THINKING ABOUT** all the practice and training that goes into each act
- **NOTICING** how the music and lights enhance the acts
- **REFLECTING** on the sounds, sights, and performance skills on display

We look forward to seeing you at *SchoolTime*!




Table of Contents



1. Theater Etiquette	1
2. Student Resource Sheet	2
3. About the Performance & Artists	4
4. About the Art Form	5
5. History of Chinese Acrobats	8
6. Facts about China	11
7. Learning Activities	13
8. Glossary	16
9. California State Standards	17
About <i>SchoolTime</i>	18

1 Theater Etiquette

Be prepared and arrive early. Ideally you should arrive at the theater 30 to 45 minutes before the show. Allow for travel time and parking, and plan to be in your seats at least 15 minutes before the performance begins.

Be aware and remain quiet. The theater is a “live” space—you can hear the performers easily, but they can also hear you, and you can hear other audience members, too! Even the smallest sounds, like rustling papers and whispering, can be heard throughout the theater, so it’s best to stay quiet so that everyone can enjoy the performance without distractions. The international sign for “Quiet Please” is to silently raise your index finger to your lips.

Show appreciation by applauding. Applause is the best way to show your enthusiasm and appreciation. Performers return their appreciation for your attention by bowing to the audience at the end of the show. It is always appropriate to applaud at the end of a performance, and it is customary to continue clapping until the curtain comes down or the house lights come up.

Participate by responding to the action onstage. Sometimes during a performance, you may respond by laughing, crying or sighing. By all means, feel free to do so! Appreciation can be shown in many different ways, depending upon the art form. For instance, an audience attending a string quartet performance will sit very quietly, while the audience at a gospel concert may be inspired to participate by clapping and shouting.

Concentrate to help the performers. These artists use concentration to focus their energy while on stage. If the audience is focused while watching the performance, they feel supported and are able to do their best work. They can feel that you are with them!

Please note: *Backpacks and lunches are not permitted in the theater. Bags will be provided for lobby storage in the event that you bring these with you. There is absolutely no food or drink permitted in the seating areas. Recording devices of any kind, including cameras, cannot be used during performances. Please remember to turn off your cell phone.*



2 Student Resource Sheet

National Acrobats of China

Questions to Think About During the Performance

- What do the National Acrobats of China have in common with other acrobats you've seen? How are they different?
- What elements of China's culture, history or everyday life do you see in the performance?

The Performers

The National Acrobats of China are from the People's Republic of China. They are a popular group that have been performing all over the United States for over 50 years. Objects of daily life—chairs, tables, poles, ladders, bowls, plates, bottles, and jars—are often used for props as the troupe performs dazzling acts of acrobatics, contortion, martial arts, drumming, dance and all-out awe.

The Show

At the show the acrobats will perform amazing acts like spinning plates on sticks, juggling objects with their feet, balancing human pyramids on top of moving bicycles, twisting their bodies into all kinds of shapes, and much more. The acrobats perform alone (solo) or with others (in a group or "ensemble") All of the acts require strength, flexibility and concentration, but the group acts also need the performers to cooperate well with each other. If one person is careless, it puts everyone in danger.

History of Chinese Acrobats

Acrobatics developed over 2,500 years ago in the Wujiao area of China's Hebei Province. As people didn't have television or other electronic inventions, they learned new skills like acrobatics. Using their imaginations, they took everyday objects like tables, chairs, jars, plates and bowls and practiced juggling and balancing with them.

Acrobatic acts became a feature at celebrations, like harvest festivals. Soon the art form caught the attention of emperors who helped spread the acrobats' popularity. As their audience grew, acrobats added traditional dance, eye-catching costumes, music and theatrical techniques to their performances to make the experience even more enjoyable.



Facts about the Performers

- The performers in the troupe range in age from 17 to 22. Some of them started training at five years old.
- The group was started in 1956.
- There are 35 members of the National Acrobats of China. Following Chinese custom, the company works together like a family. No one gets special “star” treatment.
- During the show, each performer makes at least six or eight costume changes.
- It takes up to three months to create one of their costumes, from design to finished product.

Acrobatic Families

Like European acrobatic troupes, many Chinese troupes were family-owned, and several still are today. Family troupes would keep the techniques of their acts secret, teaching them only to their children and other close relatives. Touring the countryside as street performers, certain families became successful for their signature acts. Two famous acrobatic families were the Dung family, known for their magic acts, and the Chen Family, known for their unique style of juggling.

Acrobatics in the People’s Republic of China

In October 1949, a communist government came into power in China. China’s companies and businesses became the government’s property, including the acrobatic troupes. Since acrobatics was considered an art form that was popular with all people, not just the rich or educated, the government supported acrobatic troupes, and even gave money to create new troupes in different regions of the country. However, government ownership also meant that troupes had less artistic freedom and individual acrobats didn’t have a choice about where they worked or who they worked with.

Today, in the “new” China, acrobats have made great improvements in both the staging and skill of their art form. Companies use music, costumes, props and lighting to create striking and imaginative stage productions.

Acrobatic Training

There are as many as 100,000 people who attend special acrobat schools in China today. Students start training at age five or six, working from early in the morning to late afternoon, six days a week. Students learn and then continue developing the four skills which are an acrobat’s foundation: handstand, tumbling, flexibility and dance. After almost 10 years of hard training, the most talented students join professional city-wide troupes, and only a few of these skilled performers are then chosen to be part of internationally known companies like the National Acrobats of China.



3 About the Performance & Artists

National Acrobats of China

Guiding Questions:

- ♦ What qualities are unique to the National Acrobats of China?
- ♦ What are some of the things the acrobats will do at *SchoolTime*?

The National Acrobats of China's *SchoolTime* performance features theatrically staged acts of astounding acrobatics and Chinese traditional dance. Contortionists, tumblers and jugglers will spin plates, create a bicycle pagoda and juggle everything from balls to umbrellas using not only their hands but also their feet and sometimes their entire bodies.

Please see page 5 in "About the Art Form" for a list of acrobatic feats that may be included in this performance.

"Timeless thrills . . . the impossible can be achieved, and once achieved surpassed, then surpassed again" (Associated Press).

The National Acrobats of China

The award-winning National Acrobats of China is a troupe of 35 performers from China.

The company has entertained audiences across the world for over 50 years and has won over twenty international awards. Founded in 1956, the National Acrobats of China is internationally acclaimed for its juggling, cycling and acrobatic skills. Some of the acts it is known for include its "Bench Juggling with Feet" and "Clownish Straw Hats," both of which have won awards.

The company tours the world for approximately seven months out of each year. Tours include cities from Amsterdam to Zurich. Other international circuses and troupes have adopted some of the company's signature acts, in particular, "Cycling Stunts," "Plates Spinning," "Aerial Silk" and "Icarian Boys."

The current director is Mr. Gui Zhongshan, and Mr. Tian Zichun and Mr. Jianguo Yao are deputy directors.



4 About the Art Form

Acrobatic Artistry

Guiding Questions:

- ♦ What kinds of props do acrobats use and how do they use them?
- ♦ How is Chinese culture reflected by the acrobats' on stage?
- ♦ What are the four basic acrobatic skills?

The acrobatic arts have evolved for over 2000 years in China, a country credited with producing some of the best acrobats in the world. Chinese acrobats maintain a notable style and standard routines. Chinese acrobats learn handstands, juggling, trapeze, and balancing, and, as in most recognizable circuses around the world, also maintain juggling, trapeze, handstand acts and comic relief. Differences between troupes are reflected in theatrical presentation, including music, novelty acts such as clowns, and lighting.

Acrobatic Training and Handstands

In China, acrobats are selected to attend special training schools at about age six. Students work long and


challenging hours six days a week. The first two years of acrobatic training are the most important. They practice gymnastics, juggling, martial arts and dance in the mornings, and then take general education classes in the afternoons.

Students work daily on core skills: the **handstand**, **tumbling**, **flexibility**, and **dance**. They are also expected to be skilled in **juggling**.

Each student will have a more pronounced talent for one of the four core acrobatic skills. The handstand is considered the essence of Chinese acrobatics. Many signature acrobatic acts include some form of handstand. Master teachers have commented that, "handstand training is to acrobats what studying the human body is to a medical student."



SchoolTime National Acrobats of China



An acrobat trains in progressive steps from basic to advanced handstands. Training directly affects three areas of the body— shoulders, lower back, and wrists. A weakness in any one area compromises the acrobat’s ability. Beginning students begin by doing handstands against a wall. In three to six months, they build up to a half hour of wall handstands. The three areas of the body become stronger until at last students are able to hold the free handstand.

In Chinese, holding a still handstand is translated as a “Dead handstand.” A good handstand has pleasing form and versatility, meaning the acrobat can execute many variations from that position.

Understandably, young acrobats find this early training unpleasant. In a basic handstand, one is upside down with all the body’s weight on the wrist, shoulder and lower back. There is natural pressure to want to come down and, since the hands are the body’s only support, there is no way to cheat.

After the initial two-year training, only a few acrobats specialize in the handstand. However, handstand training is essential to all acrobatic work, due to the role it plays in strengthening the body, mind and spirit of the acrobat.

Signature Chinese Acrobatic Acts

Acrobatic acts can be performed solo or in groups. Group acts require team cooperation, trust and constant communication.

The disadvantage of a group act is that when one acrobat cannot perform or leaves the act this puts the others at risk in their careers, and they must start over again. But, at least the new acts or new specialties they develop are based on central acrobatic skills; tumbling, flexibility, handstand and dance.

The *SchoolTime* performance of National Acrobats of China may include the following acts:

Spinning Plates: Thirteen acrobats spin plates on two iron sticks, dancing all the while.

Contortion: Performers twist into unbelievable knots while balancing precariously perched objects.

Leather Straps: Using great strength, four men suspend and balance themselves in midair with leather straps.

Hoop Diving: With dynamic speed and rhythm, twelve acrobats jump, dive and tumble through stacked hoops up to 7 feet high.



Aerial Silk: A romantic aerial act featuring a man and woman who perform acrobatic tricks while hanging from strips of silk.

Single Hand Balancing: On top of a perch, a performer balances her entire body using the strength of one arm.

Grand Acrobatics & Martial Arts:

The entire company creates pyramids and performs spectacular balancing and tumbling acts while a martial arts performer displays his martial arts skills.

Straw Hats Juggling: Ten acrobats juggle, throw and catch hats in a breathtaking performance.

Balance on Benches: In this traditional Chinese circus act that is rarely seen today, acrobats balance several benches on their feet.

Diablo: Performed in China for over 1,000 years, two acrobats perform tricks with a kind of yo-yo connected with string to sticks of bamboo.


Russian Bar: Acrobats do somersaults and other feats on a beam that is balanced on the shoulders of two performers.

Icarian Acrobatics: Performers tumble and do somersaults on each other's feet.

Acrobatics of Five: Contorting and balancing their bodies, performers create beautiful stage pictures.

Lasso: Performers show off their mastery of ropes in a series of tricks.

Bicycle: Sixteen acrobats perform on moving bicycles.



5 Acrobatics in Chinese History

Guiding Questions:

- ♦ How did acrobatics become popular in China?
- ♦ What are some common traits of acrobatic troupes?
- ♦ How have Chinese political and social changes affected acrobatics?

Acrobatics is a time-honored art form in China. With a long and rich history, acrobatics has become one of the most popular art forms among the Chinese people. Some historical records provide evidence for the development of this art form as far back as the Xia Dynasty (4,000 years ago), though it is more likely that acrobatics were not developed until approximately 2,500 years ago when its impressive physical feats caught the attention of the country's powerful emperors.

Acrobatic arts were developed during the **Warring States Period** (475BC-221BC), evolving from the working lives of people in Wujiao (pronounced oo-chow) county of Hebei Province. Acrobats first used everyday items around them—instruments of labor such as tridents, wicker rings and household articles like tables, chairs, jars, plates and bowls—as performance props in balancing and juggling acts.

At a time when China was an agricultural society, when there were no distracting electronic gadgets or telephones, people used their imaginations to practice skills of acrobatics: handstands, tumbling, balancing, juggling, and dancing. Their acts were incorporated into community

celebrations, for example, to celebrate a bountiful harvest. These entertainments eventually evolved into well-appreciated, professional performances.

Most of Chinese history is studied as Dynasties, periods known by the names of their rulers. During the **Han Dynasty** (221BC-220AD) home-made rudimentary acrobatic acts developed into the “Hundred Entertainments,” followed by many variations. Music and other theatrical elements were added as interest in the art form grew among the emperors.





The mural *An Outing* by the Lady of Song of the Tang Dynasty (618-907) depicts the grand scene of a Peeress's outing. Walking in front of the large procession is an acrobat doing pole balancing with four young boys doing stunts. These figures are vivid, lively and vigorous, and is considered the most complete extant Chinese mural containing images of acrobatics.

Historic records on stone engravings from Shandong Province unearthed in 1954 show acrobatic performances with musical accompaniment on stages of 2,000 years ago, including acts that are familiar to this day, such as Pole Climbing, Rope-Walking, conjuring and *Balancing on Chairs*.

In the Tang Dynasty, known for the extraordinary flourishing of Chinese culture, the number of acrobats increased and their performing skills improved through prolonged practice. Famous poets of that time, Bai Juyi and Yuan Chen, wrote poems about acrobatic performances. In a painting at Dunhuang called "Lady Song Going on a Journey," there are images of acrobatic performers.

Since these early times, acrobatics have been incorporated into many forms of Chinese performance arts, including dance, opera, *wushu* (martial arts) and sports. Acrobatics have gone beyond the boundaries of performance, serving an important role in the cultural exchange between China and other Western nations

including the United States. Today, China presents acrobatics in the international arena as an example of the rich traditions of Chinese culture and the hard-working nature of the Chinese people.

Family Acrobatic Troupes

Traditional acrobatic troupes were family-owned, making their living roaming the countryside as street performers. Many famous acrobats continued this lifestyle through many generations, including the Dung family and the Chen Family. The Dung Family was known for their magic acts, while the Chen Family was famous for their unique style of juggling, with a signature act that used as many as eight badminton rackets at one time. Other acrobatic troupes have tried to match the skill level of the Chen family's juggling feats with little success.

Family acrobatic troupes would teach only their own children and close relatives their secrets to keep the techniques and traditions within the family last name. (This was also the case in Europe, where circus families continued through many generations).



Acrobatics in China after 1949

On October 1, 1949, the People's Republic of China was formally established by the Communist party, with its national capital at Beijing. All companies and businesses became government property, including the family acrobatic troupes.

The people's government made great efforts to foster and develop national arts. Generally, the Communist government approved of acrobatics as "an art of the people," not an elitist art form, so acrobatics gained a new prominence as every province, municipality and region established its own acrobatic troupe.

In Communism, everyone is supposed to be provided for and taken care of equally; the term "Iron Rice Bowl" means all eat out of the same rice bowl. (However, there were inconsistencies between Communist theory and practice, as people in powerful government positions received many perks).

Under Communism, the government paid for acrobatic troupes' operational costs, so performers didn't need to worry about their financial earnings. They concentrated on improving their skills and enhancing the contents of their performances.

Modern acrobatic acts are designed and directed with the goal of creating graceful stage images. Harmonious musical accompaniment and the added effects of costumes, props and lighting turn these acrobatic performances into exciting full-fledged stage art.

Recent changes in China's government allow artists more freedom to be creative, which has led to improvements in the working lives of acrobats. Now, acrobats are permitted to

form their own performing groups, and to perform for their own financial gain. Individual acrobats can now perform later into adulthood.

There are now over 100 acrobatic troupes operated by the Chinese government and hundreds more private troupes performing the ancient art of Chinese acrobatics both in China and all over the world.

At present, Chinese acrobats reflect the optimism, determination, the industry, resourcefulness, courage and undaunted spirit of the Chinese people.



Mao Tse-Tong (1893–1976), founder of the People's Republic of China, greets Chinese acrobats.

6 Facts about China

Reprinted with permission from the Flynn Center for the Performing Arts



Size

The fourth largest country in the world, China is slightly smaller than the United States. Its population of 1.3 billion is the largest in the world—more than four times that of the U.S.

Population Control

Married people of the Hun majority (92% of the population) are allowed to give birth to only one child except if the parents are both single children themselves (then they may have two). Minority families may have as many children as they wish.

Changes in Government

Imperial rule—dynasties ruled by emperors—began in 1111 B.C. An Emperor ruled until he died or passed leadership on to a son or nephew. Most of Chinese history is recorded by the family names of the dynasties. During most of recorded history —through the 15th century— China was the most advanced country in the world in terms of technological development and culture.

In 1911, a revolution ended over 2000 years of imperial rule. By 1921 the Communist Party of China was founded. In a Communist state, all businesses,

property, foods, goods and services are owned and operated by the government and distributed to the people by the government.

Over the last 30 years, the Chinese government has changed to a unique political blend. China maintains a communist government within a socialist society and a capitalist economy. The opening up of China to Western ideas has dramatically affected its people. A gap is widening between rich and poor, rural and urban, and eastern and western China. As more of the world's products are being manufactured there, China's gross national product has grown as much 10% over the last few years. After the United States, China now is the second largest economy in the world.

Pollution

No country has ever emerged as a major industrial power without damaging the environment. Because of its huge growth, China's pollution problems have shattered all precedents. 70% of the water in China is polluted and only 1% of the 560 million city dwellers breathe air that it considered safe. The Chinese are working hard to counter the affects of this tragic situation.



Left to right: Temple of Heavens in Beijing; 2008 Olympic logo; Chinese students

Symbols of Old and New China

The Great Wall of China was built and rebuilt between 5th century BCE and 16th century AD to protect the northern borders of the Chinese Empire. It is the world's largest man-made structure. Some of its stretches have been restored enough for people to walk along today.

The Temple of the Heavens in Beijing was the site of annual ceremonies of prayer for good harvest during the Ming and Qing dynasties. One of the few antiquities saved during the Cultural Revolution, its extensive grounds are now used as a public park.

The Chinese were excited to host the 2008 Olympic games in Beijing and surrounding areas. The government made many improvements to the city, from thousands of new trees planted and new hotels built to old sites renovated for tourists. Based in Beijing, portions of the Olympic games were played in other regions of China. The games allowed many of the world's people to see inside China for the first time.

Schools in China

China has the largest educational system in the world — over 1,170,000 government-run schools enroll over 318,000,000 students.

It has an increasingly literate population, recorded in 2001 at 90%. Educational progress has been most rapid in the urban areas such as Beijing and Shanghai because of their greater resources. Since 2001, there has been a curriculum reform effort towards more student-centered programs and the government has allowed regions to set some of their own courses.

Children start school at age six and attend for nine years. Primary education is free, but parents pay for everything from paper to electric bills. Parents pay for secondary education. To continue into high school, students must do well on a series of tests. It is steeply competitive to get into the best schools. Vocational schools are now available for students who do not go on to universities.

Average classes have 60 students. Discipline problems are reportedly rare because parents insist that children must respect their teachers. In such large classes, the instruction is largely didactic and teacher-centered. Every student in China does morning exercises before school and at a given time during the school day. Students in secondary schools wear unisex school uniforms. All students learn the craft of painting and drawing.

7 Learning Activities

Pre-show Activities

An effective way to engage your students in the performance and connect to literacy, social studies, arts and other classroom curriculum is to guide them through these standards-based activities before they come to the show.

Performance and Culture

Questions for Students:

1. How long have acrobatics existed in China?
2. At what age do acrobats typically begin training in China?
3. What types of props are used in acrobatic routines?
4. Can you name three major cities in China?
5. Why do acrobats wear colorful costumes?
6. Name the 4 acrobatic skills learned in basic training.
7. Name 5 acrobatic acts created in China.
8. What are the “3 P’s” common to the secrets of learning acrobatics and becoming a good student? *Younger elementary students:* Practice, Practice, Practice
Older students and adults: Practice, Perseverance, Patience
9. Think of one word to describe acrobatics.
10. Can you remember a major Chinese holiday celebration that features acrobats?

Performing Arts (Grades K-6)

Object Balancing: Activity and Reflection (Grades K-6):

Teacher Prep: Make newspaper sticks for each student. To make a stick, take two large sheets of newspaper, roll them up as tightly as possible and tape them in the middle and at the ends. Ask students to:

- Place their “newspaper sticks” on the palms of their right or left hand and try to keep it balanced and upright.
- After doing this for a few minutes, ask them to reflect on what it was like.
- Discuss the acrobats’ training – the practice and work that goes into developing their skills.

Human Sculptures: Activity, Discussion and Kinesthetic Reflection (Grades K-8)

Invite students to imagine their bodies are like clay and they can mold them into different shapes (like triangles, circles, and objects like tables, flowers or ladders.)

- On their own, ask them to experiment with using high, medium and low levels when creating shapes, and encourage them to use their entire body.
- Then, have students work in pairs or in groups to create more shape and object sculptures.
- Afterwards, discuss as a class the difference between making the shapes by themselves and with others.
- Ask students to look for the shapes the National Acrobats of China make with their bodies during their performance. After the performance, invite students to remember one shape that stood out in their memory and imitate this shape. Ask the entire class to imitate this movement after the student has shown it.

Post-show Activities

Reflecting on the performance allows students to use their critical thinking skills as they analyze and evaluate what they've observed during the performance. Student reflection also helps teachers assess what students are taking in, and what they aren't noticing.

Visual Arts & English Language Arts (Grades K-6)

Discussion and Activity:

Ask students to think about the National Acrobats of China's performance.

- Which act was their favorite? Discuss what they liked best about the show and why.
- Invite students to create an advertisement for the National Acrobats of China's performance. They should include an illustration and description (or a "quote" from a made-up review) that reflect the best part of the show.

Social Studies (Grades 3-12)

Headlines about China

There are often news stories about China.

- Ask students to search for news about China on television, radio, the internet, newspapers or magazines. They may make up their own headlines or write a one paragraph version of stories they've seen or heard.
- Have students share their news stories about China with each other and then discuss the current events and topics.

Extensions:

- As a class, choose articles that are most interesting to the students. In groups of four or five, have students research the topic in more depth, and share a brief presentation with the class.
- Ask students to brainstorm together what they know about China, the Chinese people, and the Chinese government. Invite them to write a few paragraphs about what it might be like to live in China. In what ways might it be different from the way they live here?

Common sayings in acrobatic training schools:

“Seven minutes on stage is equal to ten years of training.”

“One must be able to enduring suffering to become a good acrobat.”

“Not too fast, not too slow: you need to be patient and to follow the middle road to find success in your acrobatic skills.”

References

Books:

The Best of Chinese Acrobatics by Foreign Languages Press, Beijing, China.

Websites:

www.redpanda2000.com

www.Cirque du Soleil.com

www.ringling.com

<http://www.youtube.com/watch?v=74xg3VUZhol&feature=related>

<http://www.youtube.com/watch?v=Kt3b8xYdA-A&feature=related>

<http://www.youtube.com/watch?v=-fkNeRYRIXY&feature=related>

<http://www.youtube.com/watch?v=GfC9p3CU1PQ&feature=related>

<http://www.youtube.com/watch?v=Qpa3NjYaEWc&feature=related>

<http://www.youtube.com/watch?v=1qmvDL6qlCI&NR=1>

<http://www.youtube.com/watch?v=enFBCCjT9Ms&feature=related>

<http://www.youtube.com/watch?v=74xg3VUZhol&feature=related>

<http://www.youtube.com/watch?v=Kt3b8xYdA-A&feature=related>

<http://www.youtube.com/watch?v=1qmvDL6qlCI&NR=1>

<http://www.youtube.com/watch?v=enFBCCjT9Ms&feature=related>

<http://www.youtube.com/watch?v=tpqDgPbsVTE&feature=related>

8 Glossary

acrobat: a skilled performer who does gymnastic feats like handstands, tumbling, tightrope walking and trapeze work

agility: being able to move quickly and easily

aerial act: performance acts that take place high in the air

choreographer: a person who creates the movements for dances

comic relief: a funny scene in between dramatic or suspenseful moments in a performance

conjuring: to perform magic tricks like slight of hand where something appears out of nowhere

contortionists: a flexible performer who can move their muscles, limbs and joints into unusual positions.

gymnast: a trained athlete who displays physical strength, balance, skill and agility

Hundred Entertainments: shows performed 3,000 years ago in China that included acrobatics, song and dance numbers, comedy, magic and instrumental music

martial arts: a traditional Asian self-defense or combat sport that doesn't use weapons but depends on physical skill and coordination (Karate, aikido, judo, and kung fu are considered martial arts.)



novelty act: a new and interesting performance piece that appears different from what is usually seen

signature act: a performance piece connected with, or made famous by, a specific company or troupe

somersault: when someone rolls their body forward or backward in a complete circle with their knees bent and their feet coming over the head

trapeze: a short horizontal bar suspended from two parallel ropes, used for gymnastic exercises or for acrobatic stunts.

troupe: a company or group of performers that works, travels and performs together

9 California State Standards

Theater:

3.0 Historical and Cultural Context: Students analyze the role of development of theater, film/video, and electronic media in the past and present cultures throughout the world. Noting diversity as it relates to the theater.

K.3.1 Retell or dramatize stories, myths, fables, and fairy tales for various cultures and times.

4.3.1 Identify theatrical or storytelling traditions in the cultures of ethnic groups throughout the history of California.

5.0 Connections, Relationships, and Applications: Students apply what they learn in theater, film/video, and electronic media across subject areas. They develop competencies and creative skills in problem solving, communication, and time management that contribute to lifelong learning and career skills. They also learn about careers in and related to theater.

Physical Education:

Standard 1: Students demonstrate the motor skills and movement patterns needed to perform a variety of physical activities.

K.1.6 Balance on one, two, three, four, and five body parts.

1.1.6 Balance oneself, demonstrating momentary stillness, in symmetrical and asymmetrical shapes using body parts other than both feet as a base of support.

5.1.1 Perform simple small-group balance stunts by distributing weight and base of support.

6.1.11 Design and perform smooth, flowing sequences of stunts, tumbling, and rhythmic patterns that combine traveling, rolling, balancing, and transferring weight.

Standard 2: Students demonstrate knowledge of movement concepts, principles, and strategies that apply to the learning and performance of physical activities.

4.2.10 Design a routine to music that includes even and uneven locomotor patterns.

4.3.1 Participate in appropriate warm-up and cool-down exercises for particular physical activities.

Standard 3: Students assess and maintain a level of physical fitness to improve health and performance.

3.5.3 List the benefits of following and the risks of not following safety procedures and rules associated with physical activity.



About Cal Performances and *SchoolTime*

The mission of Cal Performances is to inspire, nurture and sustain a lifelong appreciation for the performing arts. Cal Performances, the performing arts presenter of the University of California, Berkeley, fulfills this mission by presenting, producing and commissioning outstanding artists, both renowned and emerging, to serve the University and the broader public through performances and education and community programs. In 2005/06 Cal Performances celebrated 100 years on the UC Berkeley Campus.

Our *SchoolTime* program cultivates an early appreciation for and understanding of the performing arts amongst our youngest audiences, with hour-long, daytime performances by the same world-class artists who perform as part of the main season. *SchoolTime* has become an integral part of the academic year for teachers and students throughout the Bay Area.



Cal Performances Education and Community Programs Sponsors

Cal Performances' Education and Community Programs are supported by Above Ground Railroad Inc., Bank of America, The Barrios Trust, Earl F. and June Cheit, Shelley and Elliott Fineman, Flora Family Foundation, Fremont Group Foundation, The Robert J. and Helen H. Glaser Family Foundation, Jane Gottesman and Geoffrey Biddle, Evelyn & Walter Haas, Jr. Fund, Kathleen G. Henschel, Beth Hurwich, Kaiser Permanente, David L. Klein Jr. Foundation, Carol Nusinow Kurland and Duff Kurland, Macy's Foundation, Susan Marinoff and Thomas Schrag, Maris and Ivan Meyerson, Pacific National Bank, Kenneth and Frances Reid, Jim and Ruth Reynolds, Gail and Daniel Rubinfeld, The San Francisco Foundation, Nancy Livingston and Fred Levin, The Shenson Foundation, Sharon and Barclay Simpson, Wells Fargo Foundation, Wilsey Foundation, and The Zellerbach Family Fund.



This Cal Performances *SchoolTime* Study Guide was written, edited and designed by Laura Abrams, Rica Anderson and Nicole Anthony, and Wayne Huey. Cal Performances gratefully acknowledges the Flynn Center for the Performing Arts and the Education Department of the State Theatre, New Brunswick, NJ for granting permission to reprint excerpts from their education guides.
Copyright © 2008 Cal Performances